

kate-lo tile & stone
a division of olympia tile (usa), inc.




GLASSIQUE

COLLECTION

GLASSIQUE


COLLECTION



Beam Lagoon



Beam Sepia*



Brocade Lagoon



Brocade Sepia*




Rhapsody Lagoon



Rhapsody Sepia*

GLASSIQUE

COLLECTION



Interlude Lagoon*




Interlude Sepia*

PRODUCT SPECS



Sheet Size: 11.96"x13.70"
Chip Size: 0.6"x4"
Thickness: 6.5 mm
PCS/Box: 11
SQFT/Box: 10.879
Material: Hand Crafted Molten Glass |
Crystal Glass



Sheet Size: 12.126"x12.284"
Chip Size: 1"x1"
Thickness: 6.6 mm
PCS/Box: 11
SQFT/Box: 10.879
Material: Hand Crafted Molten Glass |
Porcelain



Sheet Size: 12.32"x11.73"
Chip Size: 1"x1"
Thickness: 6.6 mm
PCS/Box: 11
SQFT/Box: 10.659
Material: Hand Crafted Molten Glass



Sheet Size: 11.73"x13.70"
Chip Size: Multi-Sized
Thickness: 6.5 mm
PCS/Box: 11
SQFT/Box: 10.659
Material: Hand Crafted Molten Glass |
Crystal Glass

Application

Residential/Commercial

Presentation

Mesh Mounted

Recommended Uses

- | | |
|---|---|
| <input checked="" type="checkbox"/> Interior Wall | <input checked="" type="checkbox"/> Exterior Wall |
| <input type="checkbox"/> Interior Floor | <input type="checkbox"/> Exterior Floor |
| <input checked="" type="checkbox"/> Backsplash | <input type="checkbox"/> Interior Countertop |
| <input checked="" type="checkbox"/> Shower / Wet Area | <input type="checkbox"/> Exterior Countertop |
| <input checked="" type="checkbox"/> Fireplace Surrounds | <input type="checkbox"/> Pool / Fountain |

*Beam Sepia, Brocade Sepia, Rhapsody Sepia, Interlude Lagoon, Interlude Sepia
Pool / Fountain

Disclaimer: Recommended uses only apply to properly installed guidelines per tile type according to the TCNA. Please note all information is subject to change. Please refer to the website for the most up to date information and or changes. Images were digitally enhanced, for color accuracy please request a sample.