

AINSLEE PARK

HDP
High Definition Porcelain

GLAZED PORCELAIN MATTE FLOOR & CERAMIC GLOSSY WALL TILE



floridatile

AINSLEE PARK HDP High Definition Porcelain

shown on front: **AIN3W 12.1x24.4** Zebrino Taupe (ceramic glossy wall)

Classic designs paired elegantly with modern formats make Florida Tile's Ainslee Park^{HDP} the perfect option for today's easy eclectic spaces. Marble looks feature bold graphics that allow each color to be a standout in the crowded world of interior decor. Glossy ceramic wall and matte porcelain floor tile coordinate beautifully to allow for a continuous design theme throughout any space.

Four distinct colors: Calacatta Gold is evocative of its namesake stone featuring a thick gray vein graphic with a subtle gold undertone. Emperador Beige is a warm sandy neutral with a bright elaborate vein. Zebrino Taupe is the stunning zenith of this collection with linear veins of cool gray and warm taupe. Breccia Mist is a cool gray with strong veining of dark smoke and wispy whites.

Glossy ceramic wall tiles are available in a 12.1x24.4 format, and matte porcelain floor tiles are available in 3.75x12 (rectified), 12x12 and 12x24 formats. A diverse selection of mosaics and accessory pieces round out this flexible collection:

- 36-piece mesh-mounted mosaic in Calacatta Gold, Emperador Beige, and Breccia Mist
- 1x6 mesh-mounted, stack mosaic in Zebrino Taupe
- Mesh-mounted, hexagon mosaic featuring a mix of Calacatta Gold and Breccia Mist
- 2x12 wall listellos in metallic tones of Brass and Steel
- Matte, porcelain 3x12 floor bullnose in all colors
- Glossy, ceramic 3x12 wall bullnose in all colors and 3x3 wall bullnose corner in all colors except for Zebrino Taupe


below: **AIN10 12x24** Calacatta Gold



COLOR VARIATION

Formats Available: 3.75x12, 12x12, 12x24, 12.1x24.4 (ceramic wall), M122, M1x6STK & M4x4HEX

CALACATTA GOLD



EMPERADOR BEIGE



ZEBRINO TAUPE



BRECCIA MIST




CALACATTA GOLD




AIN10 3.75x12
Calacatta Gold



AIN10 12x12
Calacatta Gold



AIN10 12x24
Calacatta Gold



AIN1W 12.1x24.4
Calacatta Gold (ceramic glossy wall)



AIN10/M122
Calacatta Gold 36pc Mosaic




AIN01/L2x12
Steel listello (ceramic wall)



AIN55/M4x4HEX
Hexagon Mix
(Calacatta Gold & Breccia Mist)



EMPERADOR BEIGE



AIN20 3.75x12
Emperador Beige



AIN20 12x12
Emperador Beige



AIN20 12x24
Emperador Beige



AIN2W 12.1x24.4
Emperador Beige (ceramic glossy wall)



AIN20/M122
Emperador Beige 36pc Mosaic



AIN00/L2x12
Brass listello (ceramic wall)



ZEBRINO TAUPE



AIN30 3.75x12
Zembrino Taupe



AIN30 12x12
Zembrino Taupe



AIN30 12x24
Zembrino Taupe



AIN3W 12.1x24.4
Zembrino Taupe (ceramic glossy wall)




AIN30/M1x6STK
Zembrino Taupe Stack




AIN00/L2x12
Brass listello (ceramic wall)




BRECCIA MIST



AIN40 3.75x12
Breccia Mist



AIN40 12x12
Breccia Mist



AIN40 12x24
Breccia Mist




AIN4W 12.1x24.4
Breccia Mist (ceramic glossy wall)



AIN40/M122
Breccia Mist 36pc Mosaic



AIN01/L2x12
Steel listello (ceramic wall)



AIN55/M4x4HEX
Hexagon Mix
(Calacatta Gold & Breccia Mist)



AINSLEE PARK HDP

High Definition Porcelain



above: AIN20 12x24 Emperador Beige

Porcelain Technical Data Properties (Floor)	ASTM®	ANSI®	Results¹
DCOF AcuTest®²	A137.1	≥ 0.42	Pass
Surface Hardness	Mohs Scale	N/A	7 Mohs
Break Strength	C-648	≥ 250 lbf.	≥ 510 lbf. avg.
Water Absorption	C-373	≤ 0.5%	≤ 0.5%³
Intended Use⁴	N/A	N/A	Residential Light Commercial Heavy Commercial

¹ Values are offered in good faith as being accurate and typical of normal production. Due to the natural variation of raw materials and manufacturing processes, the values of the purchased product for any particular installation may vary.

² ANSI® A137.1 standard, ceramic tiles selected for level interior spaces expected to be walked upon when wet must have a minimum wet DCOF AcuTest® value of 0.42.

³ Average production value.

⁴ Please visit www.floridatile.com/intended-use for further details.

Typical Uses

Ainslee Park^{HDP} Ainslee Park HDP glazed porcelain, matte floor tile is appropriate for residential and commercial wall, countertop, backsplash and most floor applications. Ainslee Park ceramic glossy wall tile is appropriate for residential and commercial wall and backsplash applications.

Notice: Not all flooring products are suitable for wet areas, specialized applications, or commercial use. Please refer to the American National Standard Specifications for Ceramic Tile (ANSI® A137.1) for ceramic, stone, and glass installation for specific usage and installation information.

This Florida Tile product will contribute to USGBC LEED® points and the ANSI® approved NAHB® Green Building Points.

Color, texture, and finish variations may occur due to the nature of the product.

Color reproductions in this printed piece may vary from actual tile colors. Final selection should be made from actual tile samples.

Field Tile Nominal Size (in)¹	Metric (cm)	Pcs./Sq Ft²	Thickness³	Edge
3.75x12	9.5x30	3.26	8mm	Rectified
12x12	30x30	1	8mm	Pressed
12x24	30x60	.5	9mm	Pressed
12.1x24.4 (ceramic wall)	30x60	.5	8.5mm	Pressed

¹ These values may vary from lot to lot.

² These values are based on actual sizes including the grout joint.

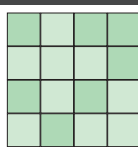
³ May not apply to textured surfaces or tiles with uneven back patterns such as mesh mounted mosaics.

Trim	Shape	Sku	Nominal Size (in)¹	Metric (cm)
Bullnose		P43C9	3x12	7.5x30
Bullnose (ceramic wall)		S43C9	3x12	7.5x30
Outside Corner² (ceramic wall)		SN4339	3x3	7.5x7.5

¹ These values may vary from lot to lot.

² Outside corner not available in Zebrino Taupe

Color Variation



V2 Slight Variation

Clearly distinguishable differences in texture and/or pattern with similar colors.



*porcelain only

www.floridatile.com

#10023LT 2/21

floridatile & HDP are registered trademarks in the U.S. of Florida Tile, Inc. © 2021