




LITH

IN
and
OUT
collection



LITH IN and OUT collection

Designed to connect the inside and outside of the home, Lith serves the entirety of spaces and is the epitome of the duality of nature.

With three natural stone faces to choose from, it embodies humanity's desire to reconnect with the natural environment around them.

It combines a timeless design with graphically modernized appeal and is the meeting place between the serenity of nature, and the comfort of home.

Create your escape, and embrace the harmony of duality with Lith.



FLOOR IN: LITH_12"x24"_HEIRLOOM BLUE_MATTE
FLOOR OUT: LITH_12"x24"_HEIRLOOM BLUE_2 CM

LITH

IN
and
OUT
collection

3 COLORS: _____
HEIRLOOM BLUE
ANTIQUE CREAM
LEGACY WHITE

3 FINISHES: _____
MATTE
CHISELED
2CM OUTDOOR

5 SIZES: _____

		10MM INDOOR
12"x24"	24"x48"	
		2 CM OUTDOOR
12"x12"	12"x24"	24"x36"
24"x24"	24"x48"	



HEIRLOOM BLUE

- 1103542 MATTE_12"x24"
- 1103524 MATTE_24"x48"
- 1103545 CHISELED_12"x24"
- 1103527 CHISELED_24"x48"
- 1103548 MATTE MOSAIC_12"x12"
- 1103551 MATTE BULLNOSE_3"x12"
- 1103581 2 CM_12"x12"
- 1103578 2 CM_12"x24"
- 1103575 2 CM_24"x24"
- 1103585 2 CM_24"x36"
- 1103563 2 CM_24"x48"



ANTIQUÉ CREAM

- 1103541 MATTE_12"x24"
- 1103523 MATTE_24"x48"
- 1103544 CHISELED_12"x24"
- 1103526 CHISELED_24"x48"
- 1103547 MATTE MOSAIC_12"x12"
- 1103550 MATTE BULLNOSE_3"x12"
- 1103580 2 CM_12"x12"
- 1103577 2 CM_12"x24"
- 1103574 2 CM_24"x24"
- 1103584 2 CM_24"x36"
- 1103562 2 CM_24"x48"



LEGACY WHITE

- 1103540 MATTE_12"x24"
- 1103522 MATTE_24"x48"
- 1103543 CHISELED_12"x24"
- 1103525 CHISELED_24"x48"
- 1103546 MATTE MOSAIC_12"x12"
- 1103549 MATTE BULLNOSE_3"x12"
- 1103579 2 CM_12"x12"
- 1103576 2 CM_12"x24"
- 1103573 2 CM_24"x24"
- 1103582 2 CM_24"x36"
- 1103561 2 CM_24"x48"

LITH IN and OUT collection



FLOOR IN: LITH_12"x24"_HEIRLOOM BLUE_MATTE




WALL IN: LITH_24"x48"_HEIRLOOM BLUE_CHISELED

FLOOR IN: LITH_24"x48"_HEIRLOOM BLUE_MATTE



FLOOR IN: LITH_12"x24" - 24"x48"_HEIRLOOM BLUE_MATTE



FLOOR OUT: LITH_12"x12" - 12"x24" - 24"x24" - 24"x36"_HEIRLOOM BLUE_2 CM



WALL IN: LITH_24"x48"_ANTIQUE CREAM_CHISELED

FLOOR IN: LITH_24"x48"_ANTIQUE CREAM_MATTE

FLOOR OUT: LITH_24"x24"_ANTIQUE CREAM_2 CM



FLOOR OUT: LITH_24"x48"_ANTIQUE CREAM_2 CM



FLOOR IN: LITH_12"x24"_ANTIQUE CREAM_MATTE

FLOOR OUT: LITH_24"x24"_ANTIQUE CREAM_2 CM



FLOOR OUT: LITH_24"x48"_ANTIQUE CREAM_12 CM

FLOOR OUT: LITH_12"x24"_ANTIQUE CREAM_CHISELED




FLOOR IN: LITH_24"x48"_LEGACY WHITE_MATTE

FLOOR OUT: LITH_24"x48"_LEGACY WHITE_2 CM



WALL IN: LITH_24"x48"_LEGACY WHITE_CHISELED



WALL IN: LITH_12"x24"_LEGACY WHITE_CHISELED

FLOOR IN: LITH_12"x24" - 24"x48"_LEGACY WHITE_MATTE



FLOOR OUT: LITH_24"X24" - 24"x48" _LEGACY WHITE_2 CM

Rectified—color body



Colors	12"x24" 10 mm	24"x48" 10 mm	24"x24" 2 cm	24"x48" 2 cm	12"x12" 2 cm	12"x24" 2 cm	24"x36" 2 cm	12"x12" mosaic (2"x2")	3"x12" bullnose
HEIRLOOM BLUE	1103542 Matte 1103545 Chiseled	1103524 Matte 1103527 Chiseled	1103575	1103563	1103581	1103578	1103585	1103548 Matte	1103551 Matte
ANTIQUE CREAM	1103541 Matte 1103544 Chiseled	1103523 Matte 1103526 Chiseled	1103574	1103562	1103580	1103577	1103584	1103547 Matte	1103550 Matte
LEGACY WHITE	1103540 Matte 1103543 Chiseled	1103522 Matte 1103525 Chiseled	1103573	1103561	1103579	1103576	1103582	1103546 Matte	1103549 Matte

Packaging Specifications

SIZES		THICKNESS (MM)	PIECES PER BOX	UOM PER BOX	WEIGHT PER BOX	BOXES PER PALLET	UOM PER PALLET	WEIGHT PER PALLET*
FIELD TILES								
12"x24" RECTIFIED MATTE/CHISELED	NOMINAL	10 mm	6	12 SF	52.8 LBS	48	576 SF	2,534.4 LBS
24"x48" RECTIFIED MATTE/CHISELED	NOMINAL	10 mm	2	16 SF	76.8 LBS	32	512 SF	2,457.6 LBS
24"x24" RECTIFIED	NOMINAL	20 mm	2	8 SF	72 LBS	36	288 SF	2,592 LBS
24"x48" RECTIFIED	NOMINAL	20 mm	2	16 SF	144 LB	16	256 SF	2,304 LBS
12"x12" RECTIFIED	NOMINAL	20 mm	5	5 SF	45 LBS	45	225 SF	2,025 LBS
12"x24" RECTIFIED	NOMINAL	20 mm	4	8 SF	72 LBS	40	320 SF	2,880 LBS
24"x36" RECTIFIED	NOMINAL	20 mm	2	12 SF	108 LBS	16	192 SF	1,728 LBS
MOSAIC AND COORDINATING TRIMS								
12"x12" MOSAIC (2"x2" - 36 DOT)	NOMINAL	10 mm	10	10 PCS	40 LBS	45	450 PCS	1,800 LBS
3"x12" BULLNOSE	NOMINAL	10 mm	12	12 PCS	12.9 LBS	168	2,016 PCS	2,167.2 LBS

* WEIGHT PER PALLET DOES NOT INCLUDE pallet WEIGHT itself. All other sizes will be packaged as ordered.
Please contact MILESTONE Customer Service at 1-877-356-7461 for packaging information.
Minimum grout size recommended = 5 mm (or approx. 3/16") If staggered tile placement, we recommend using a 30% offset. If specified brick pattern with 1/2 pattern mandatory, a bigger grout is recommended to hide imperfections of installation (minimum 1/4").

Technical Specifications

This product meets or exceeds all standards described in ANSI A137.1.



	SPECS	TEST METHOD	INDUSTRY STANDARD	MILE®stone VALUES	
	WATER ABSORPTION	ASTM C373	≤0.5%	≤0.4%	
		ASTM C373	0.5%	Meeting the water absorption criteria of the American national standard PTCA	
	SURFACE WEAR RESISTANCE	ANSI A137.1	Surface Wear-resistance properties of glazed vitreous and porcelain tiles.	ALL RESIDENTIAL / COMMERCIAL	
	CHEMICAL RESISTANCE	ASTM C650	A tile sample is placed in continuous contact with a variety of chemicals for 24 hours. No sample must show visible defects.	NOT AFFECTED	
	D.C.O.F. AcuTest®	ANSI A326.3	≥0.42 WET	≥0.42 WET ≥0.42 WET 2CM	
	STAIN RESISTANCE	ASTM C1378	Surfaces are exposed to staining agents for 24 hours followed by four cleaning procedures. Results are recordedpost cleaning.	NOT AFFECTED	
	BREAKING STRENGTH	ASTM C648	≥250 lbf	8mm ≥300 lbf 10mm ≥400 lbf	
	BREAKING STRENGTH OUTDOOR 2CM	ASTM 1505	2000 lbf (10.9 kN)	≥2500 lbf	
	RESISTANCE TO FREEZE	ASTM C1026	A tile sample is subjected to repeated processes of freezing and thawing. Sample must show no visible defects.	RESISTANT	
	WARPAGE EDGE	ASTM C485	±0.40% or ±0.05 in (±1.8 mm)	± 0.40%	Rectified
	WARPAGE DIAGONAL	ASTM C485	±0.40% or ±0.07 in (±1.8 mm)	± 0.40%	Rectified
	WEDGING	ASTM C502	±0.25% or ±0.03 in (±0.8 mm)	± 0.25%	Rectified
	WARPAGE EDGE	ASTM C485	±0.50% or ±0.07 in (±1.8 mm)	± 0.50%	Calibrated
	WARPAGE DIAGONAL	ASTM C485	±0.50% or ±0.07 in (±1.8 mm)	± 0.50%	Calibrated
	WEDGING	ASTM C502	±0.50% or ±0.08 in (±2.0 mm)	± 0.50%	Calibrated
	THICKNESS	ASTM C499	Range: ± 0.04 in	≤0.04 in	

• Due to the inherent nature of fired porcelain tile, it is important to note that the coefficient of friction may vary within and between product runs.

Progress that invests in the entire society

As an active member of the U.S Green Building Council, MILE®stone spreads awareness to the community and encourages the use of building solutions through environmentally friendly practices. Our products positively contribute to the requirements for obtaining the LEED (Leadership in Energy and Environmental Design) and WELL (IWBI) certifications.

A commitment to environmental sustainability and responsibility

We are committed to conscious development that minimizes the negative impact of manufacturing production on the environment. Our general approach to sustainability intersects with our business strategy to embrace three areas of responsibility: economic, social, and environmental. Some ways we prove this are:

- Products containing as much as 45% recycled content.
- Post-consumer recycled content levels as much as 3%.
- Zero industrial wastewater discharge.
- A 99% internal process recycling rate.
- Local sourcing of >95% raw materials (within 500-mile radius of factory) resulting in low transportation related carbon emissions.

MILE®stone is taking these and other steps, as well as actively investing to reduce carbon emissions to ensure that we reach full carbon neutrality by 2030.



Green Memberships & Accreditations

DESCRIPTION	
	Defines post-consumer content of as much as 3% recycled glass which reduces landfill impact.
	Defines pre-consumer content of as much as 45% recycled material which reduces our carbon footprint.
	Florim USA sources >95% raw material within a 500 mile radius, which results in a smaller carbon footprint.
	Tile Council of North America and the American National Standards Institute's standard for sustainability and environmental impact.
	A declaration that Florim USA values the environment and works daily to minimize our adverse impact upon it.
	The Health Product Declaration Collaborative transparency declaration for all of Florim USA's naturally occurring materials.
	Certification of plant and product specific Environmental Product Declaration (EPD) which tracks environmental impacts from the production of porcelain tile.
	Underwriter's Laboratories certification of low emitting materials. Florim USA is Green Guard Gold certified.
	Bureau Veritas Standards Program verifies and certifies both pre- and post-consumer recycled content.
	Florim USA actively participates in the Tile Council of North America which allows us to be on the forefront of advances in the tile industry and its standards.
	USGBC is committed to suit a more sustainable life. Florim USA supports this mission by manufacturing products which aid architects in achieving USGBC certification.
	Florim USA's sustainability and social practices support the mission of The International Living Future Institute which strives to create a socially just, culturally rich, and ecologically restorative community.
	The Tennessee Recycling Coalition is dedicated to promoting recycling and sustainable material management practices, and awarded Florim USA the Tennessee Recycler of the Year award for 2020.

This product meets or exceeds all standards described in ANSI A137.1.
Este producto cumple o excede todos los estandares de ANSI A137.1.

Cleaning & Maintenance / Routine Care Instructions



Scan the QR code with your smartphone.

MADE IN THE USA



300 International Blvd. Clarksville, TN 37040 | www.milestonetiles.com | 1-877-356-7461